



Children thrive from having structure and routine built into their learning. Please find below a suggested timetable for the day. However, don't worry if this can't be followed exactly - it's just an example.

Time	Activity
9:00 - 9:30	Good morning Wake and shake (Jumpstart Jonny, go noodle - Youtube)
9:30 - 10:00	Phonics (See Class Dojo links)
10:00 - 11:00	Break
11:00 - 12:00	Maths (See activities below)
12:00 - 1:00	Lunch time
1:00 - 1:15	Wake and shake
1:15 - 2:00	Complete a blue activity
2:00 - 3:00	Complete a yellow OR green activity
3:00	End of day story


Core story: Handa's Surprise - Eileen Browne



Maths: Patterns continued.



Jigsaw theme: Dreams and Goals



Children thrive from having structure and routine built into their learning. Please find below a suggested timetable for the day. However, don't worry if this can't be followed exactly - it's just an example.

<p>Maths</p>	<p>Take a walk outside and collect some leaves, sticks and stones. Use them to make a repeating pattern.</p> <p>Challenge: How long can you make it?</p>	<p>Find objects that are different 2D shapes. Draw around them to make a repeating pattern.</p> <p>Challenge: Can you name the shapes and say how many sides/corners they have?</p>	<p>Have a look at pictures of different butterfly's wings, talk about what you can see on both wings.</p> <p>Challenge: Can you draw a butterfly and decorate it's wings? Do they need to be the same or different.</p>	<p>Complete the patterns -</p> <p>http://resources.hwb.wales.gov.uk/VTC/simple_patterns/eng/Introduction/MainSession.htm</p>	<p>Splat the squares - Use the splat square link below. Use the option 1 -20. Take it in turns to say a number, the other person must find that number and splat it.</p> <p>Challenge: Time how long it takes you to splat all the numbers to 20. Don't forget to say the number too!</p> <p>https://www.topmarks.co.uk/learning-to-count/paint-the-squares</p>
<p>Physical development</p>	<p>Handa's basket balancing - Try and balance different objects on your head and move around, like Handa did with her basket.</p> <p>Challenge: Can you move in different ways e.g. walk, run, skip, crawl. Which ones are easier to balance, which ones are harder?</p>	<p>Finger gym - using links below have a go at the finger gym movements to get your finger muscles strong.</p> <p>https://www.youtube.com/watch?v=oSTHl_YEpGY</p> <p>https://www.youtube.com/watch?v=N6kPcQSSsEY</p>	<p>Balancing bodies - Find different ways to balance. Try using different parts of your body to balance on.</p> <p>Challenge - have a go at the yoga poses below.</p>	<p>Write you name - You can use different things to write it with e.g pens, pencils, shaving foam, glitter etc.</p> <p>Can you make your letters bigger and smaller?</p> <p>(Try and have a practice of this one every day if you can!)</p>	<p>Playdough - make some playdough (recipe below). Can you make the fruits from Handa's surprise?</p> <p>Play with the playdough as much as you can, it's really goof for your finger/hand muscles.</p>

Children thrive from having structure and routine built into their learning. Please find below a suggested timetable for the day. However, don't worry if this can't be followed exactly - it's just an example.

<p>Jigsaw - Personal, social and emotional development</p>	<p>Talk about what challenging yourself means. What are some things that you are good at, and what do you find challenging?</p> <p>Talk about not giving up even when things get hard. Making mistakes help our brain to grow!</p>	<p>Challenge 1 - cover your eyes or wear a blindfold so you can't see. Your grown up will ask you to draw something. Try your best to draw it on a piece of paper. Take a look.</p> <p>What made that challenging? How did it make you feel?</p>	<p>Challenge 2 - Choose 5 objects from around you house and put them in a pile. You have to move them and move them into another pile. YOU ARE ONLY ALLOWED TO USE YOUR FEET!</p> <p>What made that challenging? How did it make you feel?</p>	<p>Challenge 3 - Wiggling. Take it in turns to say a different part of the body to try and wiggle. The person can only move that part of the body.</p> <p>Try and say small parts too (eyebrows, ears, nose, little finger, toes)</p> <p>What made that challenging? How did it make you feel?</p>	<p>Watch the story of The Hare and the Tortoise. Who do you think is going to win? Why?</p> <p>How do you think the tortoise felt at the end of the story? Did he give up?</p> <p>https://www.bbc.co.uk/teach/school-radio/audio-stories-the-hare-and-the-tortoise/zfggy9q</p>
<p>Communication and language</p>	<p>Act out Handa's surprise.</p> <p>Choose who is going to be the different characters. You will need props/objects to be the different fruits.</p>	<p>Handa lives in a place called Africa.</p> <p>Can you find out some information about Africa?</p> <p>https://www.bbc.co.uk/teach/class-clips-video/pshe-eyfs-ks1-go-jettters-continent-of-africa/zfv7d6f</p>	<p>African music - listen to some African music. What instruments are they using? What sort of noises do they make (quick, slow, loud, quiet, soft, hard, high, low)? Can you dance along to the music?</p> <p>https://www.youtube.com/watch?v=kZHfmgIb4mc</p> <p>https://www.youtube.com/watch?v=ZOIS6sQh6o&list=RDZOIS6sQh6o&start_radio=1&t=</p>	<p>Talk about what your favourite parts of the story were, and if there were any parts that you did not like. Why?</p>	<p>Play 'I went to the shop and bought...'. Take it in turns to say the sentence and choose something you can buy from the shop. The next person has a turn, but they have to say the first object and then add another one. See how many objects you can say.</p> <p>I went to the shop and I bought bananas</p> <p>I went to the shop and I bought bananas and apples</p> <p>I went to the shop and I bought bananas, apples and sweets etc.</p>

Children thrive from having structure and routine built into their learning. Please find below a suggested timetable for the day. However, don't worry if this can't be followed exactly - it's just an example.



warrior pose



cow pose



mountain pose



flamingo pose



shoulder stand pose



downward facing dog pose



butterfly pose



elephant pose

Children thrive from having structure and routine built into their learning. Please find below a suggested timetable for the day. However, don't worry if this can't be followed exactly - it's just an example.



tree pose



cobra pose



camel pose



lion pose

The
ULTIMATE
Playdough
Recipe

- 1.5 cup flour
- 1/2 cup salt
- 2 tsp Cream of Tartar
- 2 Tbsp Oil
- 1 cup Boiling water