



EYFS Weekly Activities 5/1/21

Here are some ideas for home learning activities. Please try and do the red activities every day. Choose one blue/ yellow and purple activity to do too, if you are able to.

<u>Daily Activities</u>	Please complete some cosmic kids yoga, jump start jonny or go noodle everyday.	Sing some favourite nursery rhymes together. BBC Nursery Rhymes	Please practise phonics everyday. Links will be on class Dojo.	Please practise counting forwards and backwards to 10. Forwards to 20.	Please read a story with your child.
<u>Choose one yellow activity a day</u>	Patterns are everywhere. Can you find some pictures at home? Eg, stripy sock, spotty jumper, colourful pillow. How many patterned things can you find?	Make a repeating pattern. Eg of colours/ shapes or objects. Try a repeated pattern of 2, then 3. 	Lot of animals have patterns. What animal is this and what kind of pattern does it have? Can you think of some different animals with patterns. 	Play a repeated pattern game online, click on the link below then click on the picture to start the game.	Practise counting from 1-10 or 1-20. Then have a go at ordering these numbers. Ask a grown up to write them on a piece of paper, cut them up and muddle them up. Can you put them in order from 1-10 or 1-20.
<u>Choose one purple activity a day.</u>	Help to set the table for lunch or Tea.	Tidy your bedroom.	Can you build a den somewhere in your house?	Practise getting ready in the morning independently.	Help make a fruit salad using your favourite fruits. Maybe even some of the fruits from the Story Handa's surprise.
<u>Choose one blue activity a day.</u>	Listen to the Story of Handa's Surprise. Talk about the animals in the story, can you remember which fruit the animals took from Handa.	Write a shopping list of all the fruits in Handa's basket. Remember to say the name of the fruit and stretch it out. What sounds can you hear/ write them down.	Practise saying your sounds and have a go at writing them. See RWI letter formation sheet.	Handa went to visit her friend Akeyo. If you went to visit your friend and had to bring them a surprise what would it be? Draw a picture of the surprise and have a go at labelling it.	Draw or paint a picture of one of the animals from the story and label it. What sound does it begin with, stretch out the word and write down the sounds you can hear.

Weekly Web links

Red tasks

<https://www.youtube.com/user/CosmicKidsYoga>

<https://www.youtube.com/channel/UC8PDFwCV0HHcl08-1SdziBw>

<https://www.gonoodle.com/>

Yellow tasks

<https://www.topmarks.co.uk/ordering-and-sequencing/shape-patterns>

<http://www.crickweb.co.uk/Early-Years.html>

<https://www.youtube.com/watch?v=4LfN12phMW4>

<https://www.youtube.com/watch?v=xdquEj8gOTQ>

Purple tasks

Blue tasks





https://www.youtube.com/watch?v=XyIV_xYi0as - Handa's Surprise

Rhymes for letter formation - taken from Read Write Inc.

a 	b 	c 	d 	e 	f 
Around the apple and down the leaf.	Down the laces to the heel and around the toe.	Curl around the caterpillar.	Around the dinosaurs bottom, up his tall neck & down to his toes.	Lift off the top and scoop out the egg.	Down the stem and draw the leaves.
g 	h 	i 	j 	k 	l 
Around the girls face, down her hair and give her a curl.	Down the head, to his hooves and over his back.	Down the body and dot for the head.	Down his body, curl, dot for his head.	Down the kangaroo's body tail and leg.	Down the long leg.
m 	n 	o 	p 	qu 	r 
Down Maisie, mountain, mountain.	Down Nobby and over his net.	All around the orange.	Down the pirates plait and around his face.	Round her head, up past her earring, down her hair, and flick.	Down the robots back and curl over his arm.
s 	t 	u 	v 	w 	x 
Slither down the snake.	Down the tower, across the tower.	Down and under, up to the top and draw the puddle.	Down a wing, up a wing.	Down, up, down, up.	Down the arm and leg, repeat the other side.
y 	z 				
Down a horn, up a horn and under head.	Zig-zag-zig.				

Number Formation Rhymes

Free Printable at TeachingMama.org

 <p>Around and around And around we go... When we get home we have a zero.</p>	 <p>Number 1 is like a stick. A straight line that is very quick.</p>	 <p>Around and back on the railroad track. Two, two, Two, two!</p>
 <p>Around a tree. Around a tree. That's the way to make a three!</p>	 <p>Down and over, Down once more. That's the way to make a four!</p>	 <p>Straight line down, Then around. Hat on top And five's a clown!</p>
 <p>Make a curve. Then make a loop. There are no tricks to make a six!</p>	 <p>Across the sky And down from heaven. That's the way to make a seven!</p>	 <p>Make an S And do not wait. Go back up And that's an eight!</p>
 <p>A loop and a line. That makes a nine!</p>	 <p>Straight line down, Then around with a grin. That's the way To make a ten!</p>	