




	Learning Jobs	Additional Information
<p data-bbox="232 244 557 316">Personal, Social and Emotional Development</p> 	<ul data-bbox="663 244 1317 933" style="list-style-type: none"> • Have a go at doing a few little jobs independently around the house-set the table, tidy your room and get dressed independently. • Remember to speak politely to everyone. Remember to say 'please' and 'thankyou' • Talk about how you are feeling each day-remember it's ok to feel lots of different emotions. • With your grown-ups or siblings play some turn taking games and always remember to share your toys. • If someone is feeling sad or upset can you think of a way to make them feel better? A hug or speaking kindly to them. • One of our school rules is to be respectful. How can you do this at home? 	<p data-bbox="1350 276 2022 368">This is Love Monster - he talks about his emotions - you can watch episodes on https://www.bbc.co.uk/cbeebies/shows/love-monster</p>  <p data-bbox="1350 480 1933 539">The Feeling Book https://www.youtube.com/watch?v=gWGt3WnZGU0</p> <p data-bbox="1350 611 1507 635">Good Manners</p> 
<p data-bbox="259 1174 530 1246">Communication and Language</p>	<ul data-bbox="663 1174 1294 1289" style="list-style-type: none"> • Go on a listening walk (in your house or out and about) - listen REALLY carefully to all the sounds you can hear. 	<p data-bbox="1350 1174 1709 1206">Speaking and listening games</p> <p data-bbox="1350 1249 1955 1313">https://www.bbc.co.uk/teach/school-radio/eyfs-listening-skills-sound-games-2/zd8dgwx</p>



- Play turn-taking games. These will help you to understand how to take turns in a conversation
- Play Simon Says with your grown up and listen very carefully.
- One of our school rules is to be ready, we use 'my turn, your turn', can you do this at home?
- List 5 objects and describe them. How many different words can you think of? For example, 'The big noisy Hoover', 'The soft blue sofa'.
- Can you change your voice to make it sound different, loud, quiet, deep, high, squeaky, angry, sad and happy.

<https://www.bbc.co.uk/teach/school-radio/eyfs-listening-skills-sound-games-1/zm72kmn>

<https://www.bbc.co.uk/teach/school-radio/eyfs-listening-skills-sound-games-3/znsnmfr>

Turn Taking Games (my turn, your turn)

Animal snap

A board game

4 things challenge - **take turns to name: 4 things that: smell nice, are soft, are green, red, blue, taste sweet, are small, big, are circular.**

Physical Development



- Make and use play dough with your hands. Can you squash it, squeeze it, roll it, poke it with ALL your different fingers and thumb, pinch it
- Peg things onto a washing line - use the pegs correctly
- Practise putting on your coat and zipping it up.
- Snip paper, leaves, trying to use and hold scissors correctly.
- Be timed getting dressed independently, next time can you get dressed quicker?
- Draw a picture of yourself (Look in a mirror, have you included everything)

Playdough recipe

You will need

8 tbsp plain flour


2 tbsp table salt


60ml warm water





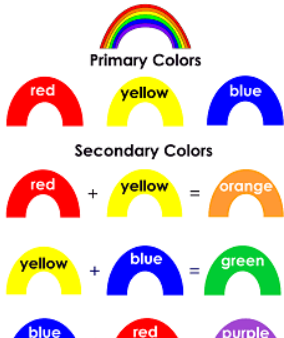
food colouring

1 tbsp vegetable oil

Method

	<ul style="list-style-type: none"> • Prastise your name writing. • Can you move in different ways - balancing, running, skipping and hopping. • Try to get at least an hour of physical time every day - try walking, running, bike riding, trampolining, dancing, yoga - ANYTHING THAT MAKES YOUR HEART BEAT FASTER!! 	<ol style="list-style-type: none"> 1. Mix the flour and salt in a large bowl. In a separate bowl mix together the water, a few drops of food colouring and the oil. 2. Pour the coloured water into the flour mix and bring together with a spoon. 3. Dust a work surface with a little flour and turn out the dough. Knead together for a few minutes to form a smooth, pliable dough. If you want a more intense colour you can work in a few extra drops of food colouring. 4. Store in a plastic sandwich bag (squeeze out the air) in the fridge to keep it fresh. <p>Cosmic Kids Yoga - https://cosmickids.com/ Jo Wicks - https://youtu.be/d3LPrhIOv-w Or type into google the body coach TV kids</p> <p>Jump Start Jonny https://youtu.be/CD5Xa4Zt4Zc https://youtu.be/-1Pz_R4aaDo</p>
<p>Literacy</p> 	<ul style="list-style-type: none"> • Read EVERY day! Share your favourite stories with a grown up. Try to join in with the parts that you know • Talk about stories - what might the story be about? What might happen next? How do you think the story might end? Talk about the pictures using lots of lovely words • Sing lots of different rhymes and nursery rhymes. Try twinkle twinkle little star, wind 	<p>Oxford owl https://www.oxfordowl.co.uk/</p> <p>Ruth Miskin Please practise only set 1 sounds - https://youtu.be/TkXcabDUg7Q</p> <p>Youtube - phonics songs https://youtu.be/ffeZXPtTGC4</p>

	<p>the bobbin up, incey wincey spider, two little dickie birds and any others you can learn.</p> <ul style="list-style-type: none"> • Can you practise your phonics. • Make a shopping list with a grown up, draw pictures of what you need and have a go at mark making the word. • Draw a picture and have a go at labelling it. If you draw a spider have a think what sound spider begins with and see if you can hear, say and write any other sounds in the word. • Practise your letter formation. • Practise your name writing. 	<p>Watch alphablocks https://www.bbc.co.uk/iplayer/episodes/b01cz0p1/alphablocks</p> <p>Ruth Miskin letter formation sheet - See below</p>
<p>Maths</p> 	<ul style="list-style-type: none"> • Go for a shape walk - what shapes can you see? How many sides does it have? How many corners? • Make a shape picture - maybe a rocket or a house. Can you talk about what shapes you used? • Can you practise your counting? For example. count as you climb the stairs, count the road signs when you are on a walk. • Can you recognise numbers 1-10 1-20, and try and order them. • Can you spot some patterns indoors and outdoors? For example, are your socks spotty? Is the gate stripy? • Sing number rhymes - 5 little speckled frogs, 1 2 3 4 5 once I caught a fish alive, 5 	<p>Cbeebies-number blocks</p> <p>ICT games - 5 speckled frogs (subtraction) https://www.ictgames.com/mobilePage/speckledFrogs/</p> <p>Topmarks - counting https://www.topmarks.co.uk/Search.aspx?q=counting</p> <p>Ordering numbers https://www.topmarks.co.uk/ordering-and-sequencing/caterpillar-ordering</p>

	<p>little ducks, 5 current buns, 5 little monkeys.</p> <ul style="list-style-type: none"> • Can you measure using your feet and hands. How many feet/hands long is your sofa? • Can you say one more and one less than a number to 10. 	
<p>Understanding the World</p>  	<ul style="list-style-type: none"> • Go on a nature walk scavenger hunt • Find out about Space and our planets. • Can you plant a seed and help it to grow? What does it need? • Make a really simple weather chart and talk about the weather each day • In Reception we have Fudge the guinea pig, how do we care for him? What does he eat? What does he drink? What does he like and dislike? • If you have a pet at home, how do you care for it? Draw a picture of your pet and ask a grown up to write down how you look after it. 	<p>Space song - https://youtu.be/NLhqWE3kxgQ</p> <p>After you have planted a seed, watch and listen to the story Oliver's Vegetables https://youtu.be/2yvllKqyVUc</p> <p>A simple Weather chart</p> 
<p>Creative Development</p> 	<ul style="list-style-type: none"> • Experiment with paint and collage - your work doesn't have to resemble anything, just have a play! • Sing your favourite song and make up a dance to it • Use junk modelling or building blocks to make models -maybe a planet, rocket, house, farm etc. 	 <p>Primary Colors</p> <p>Secondary Colors</p> <p>red + yellow = orange</p> <p>yellow + blue = green</p> <p>blue + red = purple</p>













- Make up your own stories by dressing up or using small world play - for example, how can the superheroes catch the villains? Where are you going on your journey?
- Talk about what happens when you mix colours. Can you experiment with this?
primary colours



Emotion cards



Rhymes for letter formation - taken from Read Write Inc.

<p>a</p>  <p>Around the apple and down the leaf.</p>	<p>b</p>  <p>Down the laces to the heel and around the toe.</p>	<p>c</p>  <p>Curl around the caterpillar.</p>	<p>d</p>  <p>Around the dinosaurs bottom, up his tall neck & down to his toes.</p>	<p>e</p>  <p>Lift off the top and scoop out the egg.</p>	<p>f</p>  <p>Down the stem and draw the leaves.</p>
<p>g</p>  <p>Around the girls face, down her hair and give her a curl.</p>	<p>h</p>  <p>Down the head, to his hooves and over his back.</p>	<p>i</p>  <p>Down the body and dot for the head.</p>	<p>j</p>  <p>Down his body, curl, dot for his head.</p>	<p>k</p>  <p>Down the kangaroo's body tail and leg.</p>	<p>l</p>  <p>Down the long leg.</p>
<p>m</p>  <p>Down Maisie, mountain, mountain.</p>	<p>n</p>  <p>Down Nobby and over his net.</p>	<p>o</p>  <p>All around the orange.</p>	<p>p</p>  <p>Down the pirates plait and around his face.</p>	<p>qu</p>  <p>Round her head, up past her earring, down her hair, and flick.</p>	<p>r</p>  <p>Down the robots back and curl over his arm.</p>
<p>s</p>  <p>Slither down the snake.</p>	<p>t</p>  <p>Down the tower, across the tower.</p>	<p>u</p>  <p>Down and under, up to the top and draw the puddle.</p>	<p>v</p>  <p>Down a wing, up a wing.</p>	<p>w</p>  <p>Down, up, down, up.</p>	<p>x</p>  <p>Down the arm and leg, repeat the other side.</p>
<p>y</p> 	<p>z</p> 				